



Scotland National Rural Network Website Adding your photos to our gallery

The Scotland National Rural Network aims to connect rural Scotland and promote rural growth. If you have photos relevant to rural Scotland add them to our group. We're interested in photos of rural enterprises, community groups, village halls, farms, wildlife and general photos.

This guide will take you through the process of adding content to our Gallery:
<https://www.ruralgateway.org.uk/en/join-in/gallery>

Step 1: Upload your photos to flickr.com

To add your photos to our gallery, they must be uploaded to flickr.com. Flickr is a free photo sharing website. You can join by going to www.flickr.com and following their registration guidance. It's easy to do and should only take a few minutes.

Once you have signed up, you can upload your photos:

The screenshot shows the Flickr website interface for a user named Rural2010. The page includes a navigation bar with links for Home, You, Organize & Create, Contacts, Groups, and Explore. A search bar is also present. The main content area features a greeting 'Howdy Rural2010!' and a section titled 'Here's how to get started:' with three numbered steps: 1. Personalize your profile, 2. Upload your first photos, and 3. Find your friends on Flickr. A red box highlights the 'Upload Photos & Video' button. Below this, there is a section titled '3 simple ways to upload your photos to Flickr' with three numbered steps: 1. The Flickr Uploadr (for both PC & Mac), 2. Flickr.com/upload, and 3. Upload by Email. The page also shows a 'Your Photostream' section with a 'Recent Uploads' dropdown and a 'Recent Activity' link.

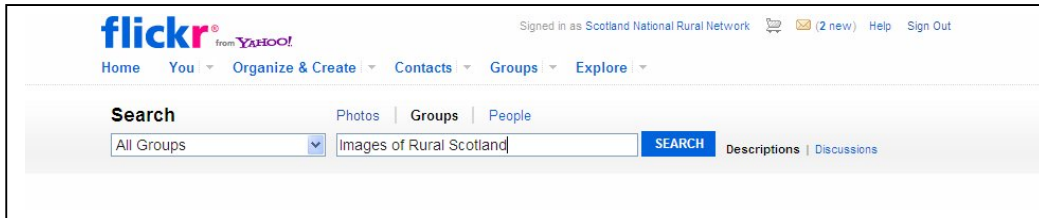
You'll be taken to the screen below – just follow the step by step instructions to add your photos to your flickr account.

The screenshot shows the Flickr 'Upload to Flickr' page. At the top, it says 'Signed in as Rural2010' and '1 new' message. The navigation bar includes 'Home', 'You', 'Organize & Create', 'Contacts', 'Groups', and 'Explore'. The main heading is 'Upload to Flickr' with a sub-note: 'You've used 0% of your 100 MB photo limit and 0 of your 2 video limit this month. Upgrade?'. The upload process is broken down into three steps: Step 1: 'Choose photos and videos' (highlighted in blue with a 'NEW' tag), Step 2: 'Upload', and Step 3: 'Add titles, descriptions, tags or add to a set'. Below the steps, there is an 'Uploading Tools' section and a footer with various links and copyright information.

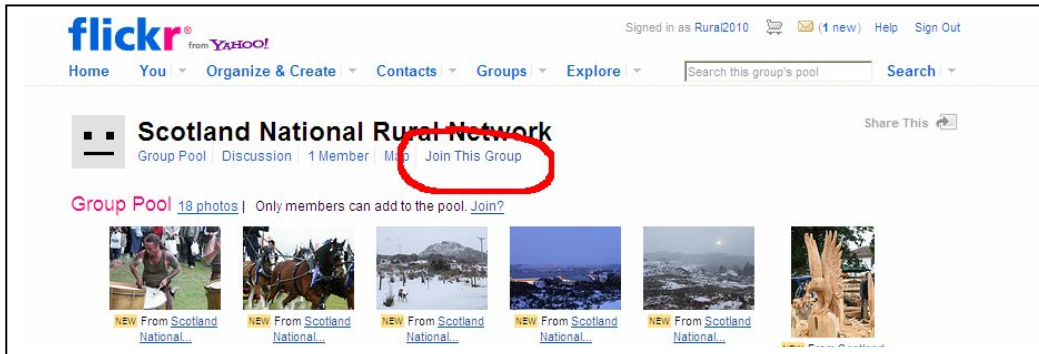
Step 2: Join the Images of Rural Scotland Group
To join our Images of Rural Scotland Group and share your photos in our Gallery go to the Groups drop down menu and select 'Search for Groups'

The screenshot shows the Flickr 'Your groups' page. The 'Groups' dropdown menu is open, and the 'Search for a Group' option is circled in red. The page includes a search bar for groups, a 'Find a group' section with a search button, and a 'Create your own group' link. The footer contains a section titled '3 simple ways to upload your photos to Flickr'.

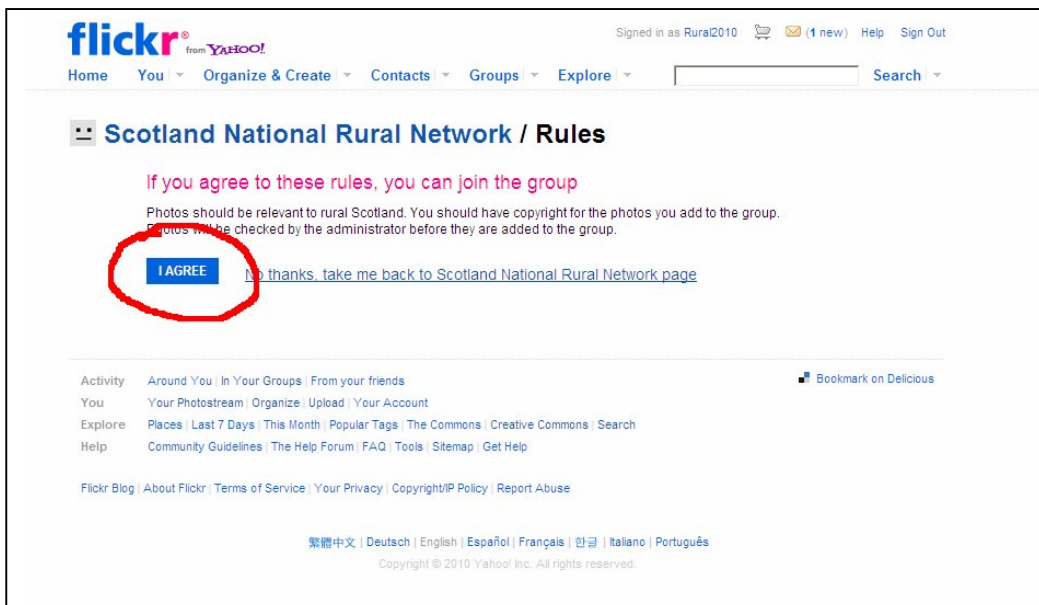
Search for 'Images of Rural Scotland'



You will then be able to view the group. To join click the link highlighted below:

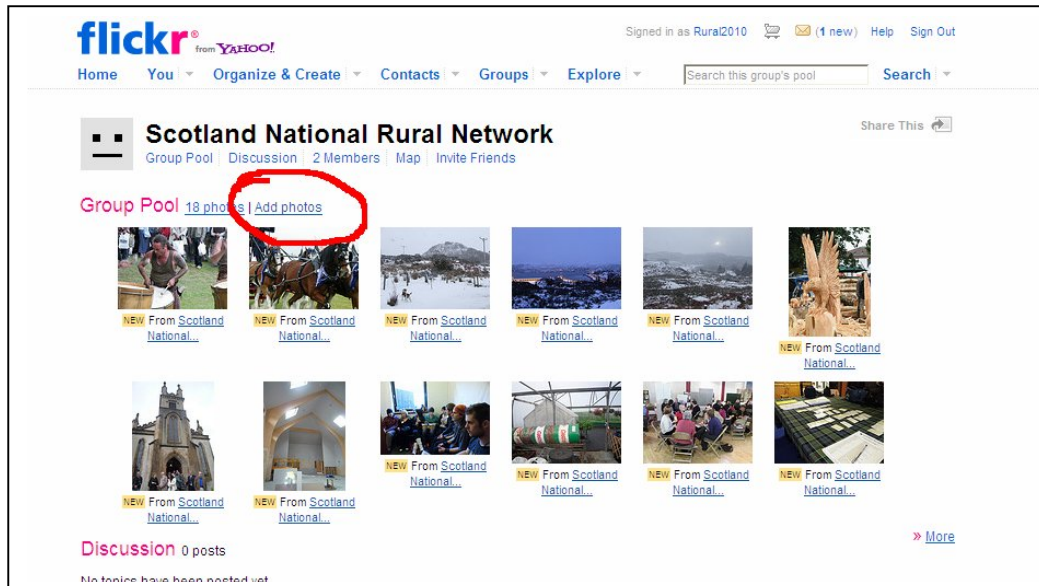


Before joining the group please read the conditions of our group, and if you are happy with them select the 'I agree' button.

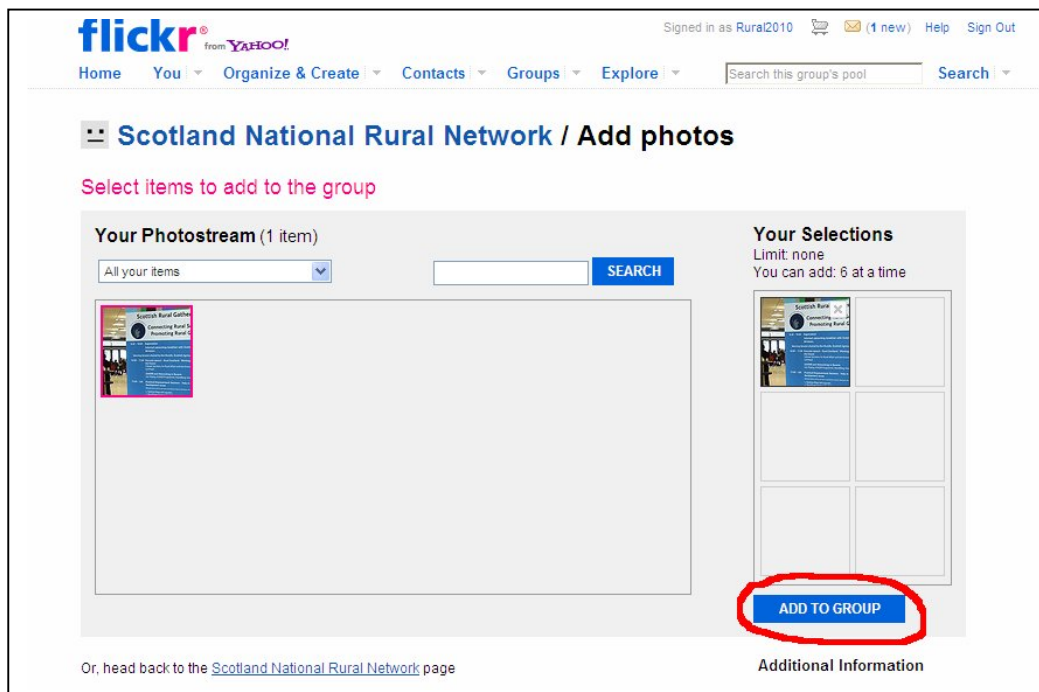


Step 3: Add your photos to the Group

The next step is to add your photos to the group, by clicking on the link highlighted below.

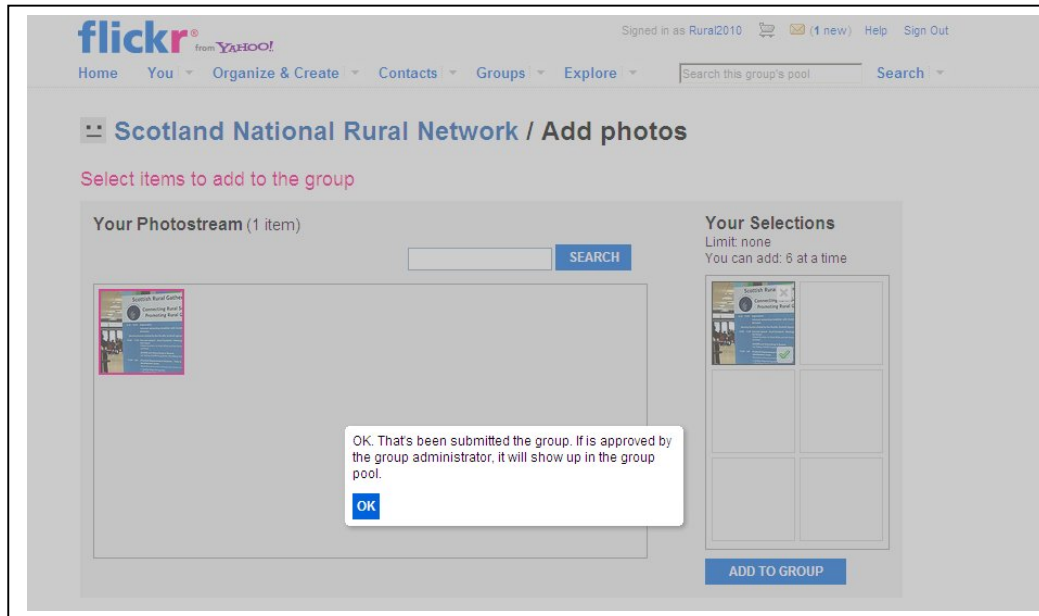


You can then select which of your photos you want to add to the group. Click on them and they will be copied over to the right hand side of the screen. You can add six photos at a time. When you have made your selections and they appear in the right hand side box, click the 'Add to Group' button, as highlighted below.



Photos are not added directly to the Group and will be moderated by the Scotland National Rural Network Website Editor before being accepted. This is to ensure that photos are appropriate.

When you add your photos a message will appear on the screen to let you know that your photos will be checked before being published. Click on the 'OK' button.



Once they have been checked your photos will appear in the Group and in the Gallery on the Scotland National Rural Network website.

If you have any queries on how to add your photos please get in touch by emailing editor@ruralgateway.org.uk or by calling 01463 251 733.